



Corporate Presentation

October 2023

Forward Looking Statements



NYSE
American
PZG

This presentation only may include "forward-looking statements" and "forward-looking information" (collectively, "forward-looking statements") pursuant to applicable United States and Canadian securities laws. Paramount's future expectations, beliefs, goals, plans or prospects constitute forward-looking statements within the meaning of the United States Private Securities Litigation Reform Act of 1995 and other applicable securities laws. Words such as "believes," "plans," "anticipates," "expects," "estimates" and similar expressions are intended to identify forward-looking statements, although these words may not be present in all forward-looking statements. Forward-looking statements included in this news release include, without limitation, statements with respect to: production estimates and assumptions, including production rate and grade per tonne; revenue, cash flow and cost estimates and assumptions; statements with respect to future events or future performance; anticipated exploration, development, permitting and other activities on the Grassy Mountain project; the economics of the Grassy Mountain project, including the potential for improving project economics and finding more ore to extend mine life; and mineral reserve and mineral resource estimates. Forward-looking statements are based on the reasonable assumptions, estimates, analyses and opinions of management made in light of its experience and its perception of trends, current conditions and expected developments, as well as other factors that management believes to be relevant and reasonable in the circumstances at the date that such statements are made, but which may prove to be incorrect. Management believes that the assumptions and expectations reflected in such forward-looking statements are reasonable. Assumptions have been made regarding, among other things: the conclusions made in the S-K 1300 Technical Report Summary; the quantity and grade of resources included in resource estimates; the accuracy and achievability of projections included in the TRS; Paramount's ability to carry on exploration and development activities, including construction; the timely receipt of required approvals and permits; the price of silver, gold and other metals; prices for key mining supplies, including labor costs and consumables, remaining consistent with current expectations; work meeting expectations and being consistent with estimates and plant, equipment and processes operating as anticipated. There are a number of important factors that could cause actual results or events to differ materially from those indicated by such forward-looking statements, including, but not limited to: uncertainties involving interpretation of drilling results; environmental matters; the ability to obtain required permitting; equipment breakdown or disruptions; additional financing requirements; the completion of a definitive feasibility study for the Grassy Mountain project; discrepancies between actual and estimated mineral reserves and mineral resources, between actual and estimated development and operating costs and between estimated and actual production; and the other factors described in Paramount's disclosures as filed with the SEC and the Ontario, British Columbia and Alberta Securities Commissions.

Except as required by applicable law, Paramount disclaims any intention or obligation to update any forward-looking statements as a result of developments occurring after the date of this document.

Cautionary Note to U.S. Investors Concerning Estimates of Indicated, Inferred Resources and Reserves

Paramount is subject to the reporting requirements of the Securities Exchange Act of 1934 and this filing and other U.S. reporting requirements are governed by Subpart 1300 of Regulation S-K promulgated by the SEC. Additionally, Paramount is subject to certain reporting requirements under applicable Canadian securities laws with respect to our material mineral properties under National Instrument 43-101 Standards of Disclosure for Mineral Projects (NI 43-101). We caution investors that certain terms used under Canadian reporting requirements and definitions of NI 43-101 to describe mineralization may not be classified as a "reserve" unless the determination has been made that the mineralization could be economically and legally produced or extracted at the time the reserve determination is made. Therefore, investors are cautioned not to assume that all or any part of the mineralized material contained at any of our material projects will ever be converted to Subpart 1300 of Regulation S-K compliant reserves.

- **Over 4 million ounces of total gold resources**
- **Assets in Oregon and Nevada**
- **Cash & Prepaid expenses (June 30, 2023) ~\$2.3 M**
 - ~\$1.1M added subsequent to quarter end
- **Major shareholders own ~30%**
(FCMI, Delbrook Capital, Seabridge Gold, Ausenco, and insiders)

- **Secured \$15 million term sheet for a Royalty Convertible Note**
- **Funds available on receipt of Notice to Proceed from DOGAMI**
- **Interest of 10% per annum payable in cash or shares**
- **Buy back option for 50% of the Royalty**
- **Strong support from large industry investor**
- **Use of Proceeds:**
 - **Continued permitting of Grassy Mountain**
 - **General corporate purposes**
 - **Repayment of Convertible Notes**

Grassy Mountain Location: Eastern Oregon



NYSE
American
PZG



- ❑ 20 miles S of Vale
- ❑ 30 miles SSW of Ontario
- ❑ 70 miles West of Boise



Aerial view of Grassy Mountain in underdeveloped eastern Oregon

Grassy Mountain: Feasibility Study – Completed Sept. 2022



NYSE
American
PZG

- **P&P Reserves – 380,000 ozs of Au at ~ 6.8 g/T Au**
- **Total M&I Resources of ~1 million ounces**
- **750 tpd milling operation / CIL recovery (~93% Au & ~78% Ag)**
- **Production of 47,000 oz of Au and 55,000 oz of Ag**
- **Initial CapEx of \$136 Million (including \$13.5M of contingencies)**
- **Initial Mine life of ~ 8 years**
- **Avg. Annual Free Cash Flow of ~\$20 million (post-tax)**

Source: P&P Reserves as stated in S-K 1300 Technical Report Summary – June 30, 2022 Prepared by Ausenco Engineering Canada Inc.

Grassy Mountain: Feasibility Study - Post Tax Economics



NYSE
American
PZG

| | Base Case | Current Case | Upside Case |
|--|----------------|----------------|----------------|
| Gold Price (\$/oz) | \$1,750 | \$1,900 | \$2,100 |
| Silver Price (\$/oz) | \$22 | \$24 | \$26 |
| Cash Operating Cost Per Au Ounce* | \$681 | \$681 | \$681 |
| AISC / oz of Au (includes all capital)** | \$815 | \$815 | \$815 |
| Internal Rate of Return | 23 % | 27 % | 32% |
| Net Present Value (5%) (USD's) | \$ 114 million | \$ 146 million | \$ 189 million |
| Payback from start of production (years) | 3.3 | 2.9 | 2.5 |

BREAK EVEN GOLD PRICE OF APPROX. \$ 1,255

Source: S-K 1300 Technical Report Summary – June 30, 2022 Prepared by Ausenco Engineering Canada Inc.

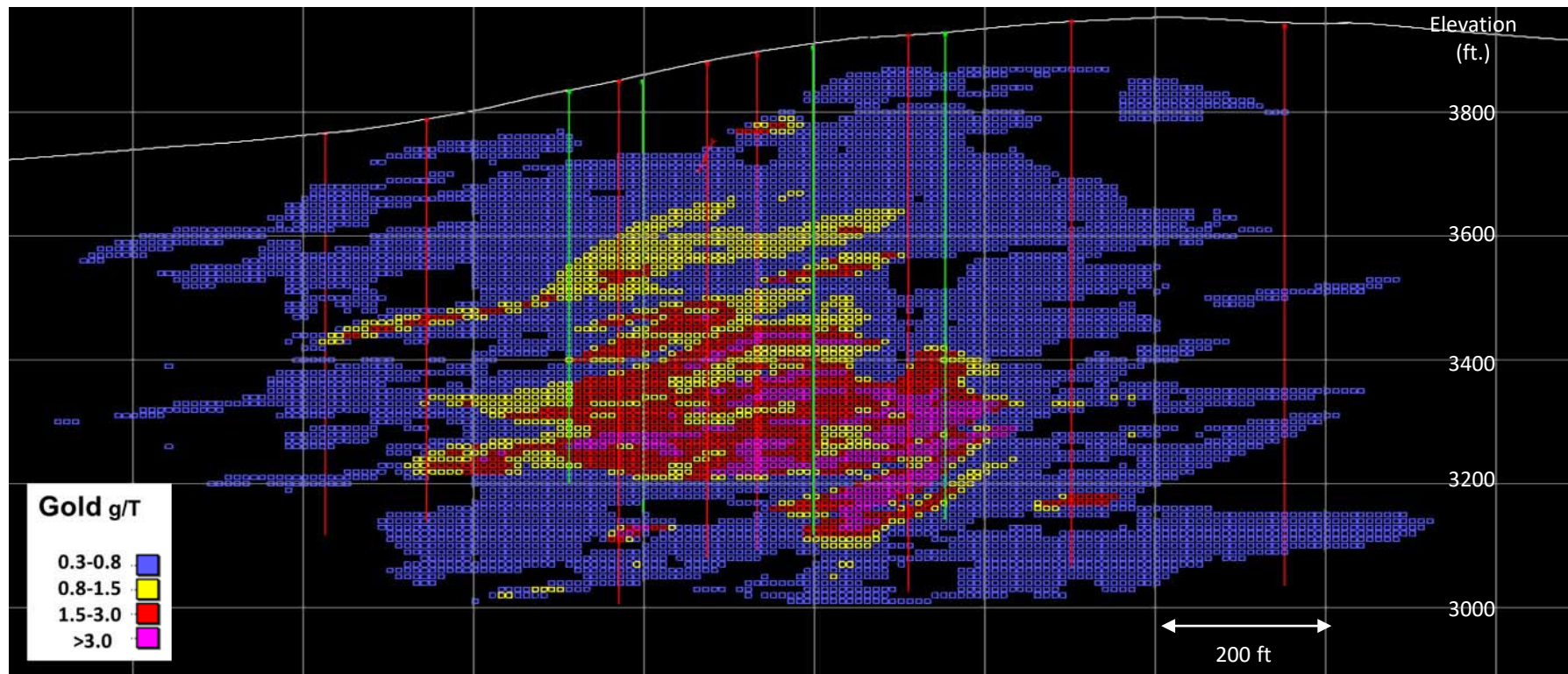
* Cash costs consist of mining costs, processing costs, mine-level G&A and refining charges and royalties.

** All-in sustaining costs (AISC) includes cash costs plus sustaining capital and closure costs. AISC is at the Project-level and does not include an estimate of corporate G&A.

Grassy Mountain Deposit



NYSE
American
PZG



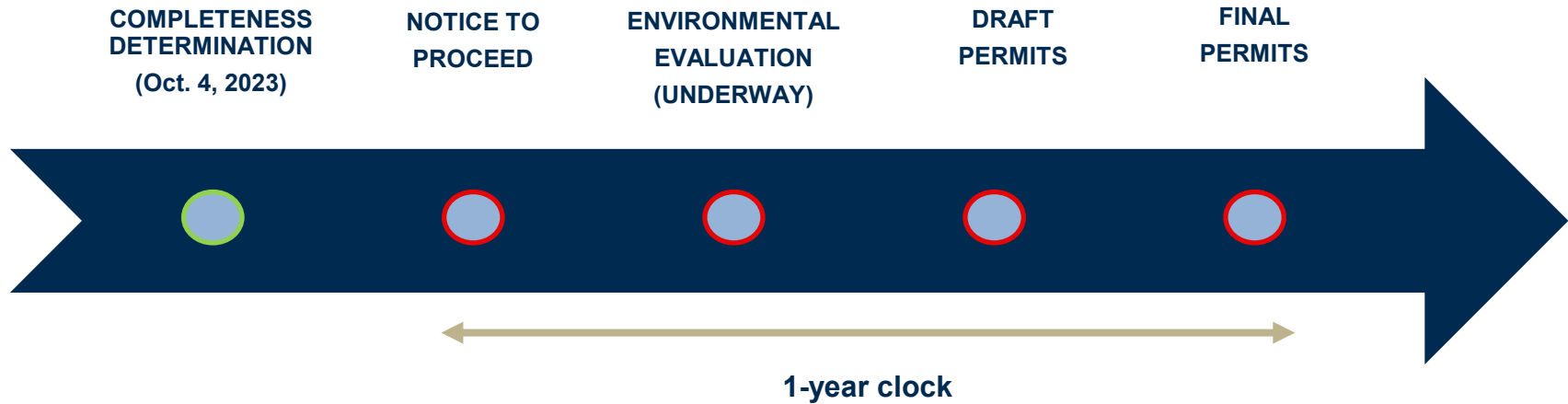
Grassy Mountain: Permitting in Oregon

On track to become Oregon's 1st modern day mine



NYSE
American
PZG

- State laws have been in place since 1991
- Well defined, time-based State permitting process
- State and Federal permit applications progressing



Grassy Mountain: Progression since Acquisition



NYSE
American
PZG

2016

- ACQUIRED FOR ~\$10 PER OUNCE OF GOLD

2017

- PFS LEVEL DRILLING (resource, water wells, & geotechnical)

2018

- PFS COMPLETED | BDR APPROVALS

2019

- RECEIVES COUNTY PERMIT | INITIATES FEASIBILITY | INITIAL STATE PERMIT SUBMISSION

2020

- POSITIVE FS | DAM DESIGN APPROVAL | FED PERMIT SUBMISSION | WATER APPROPRIATION PERMIT

2021

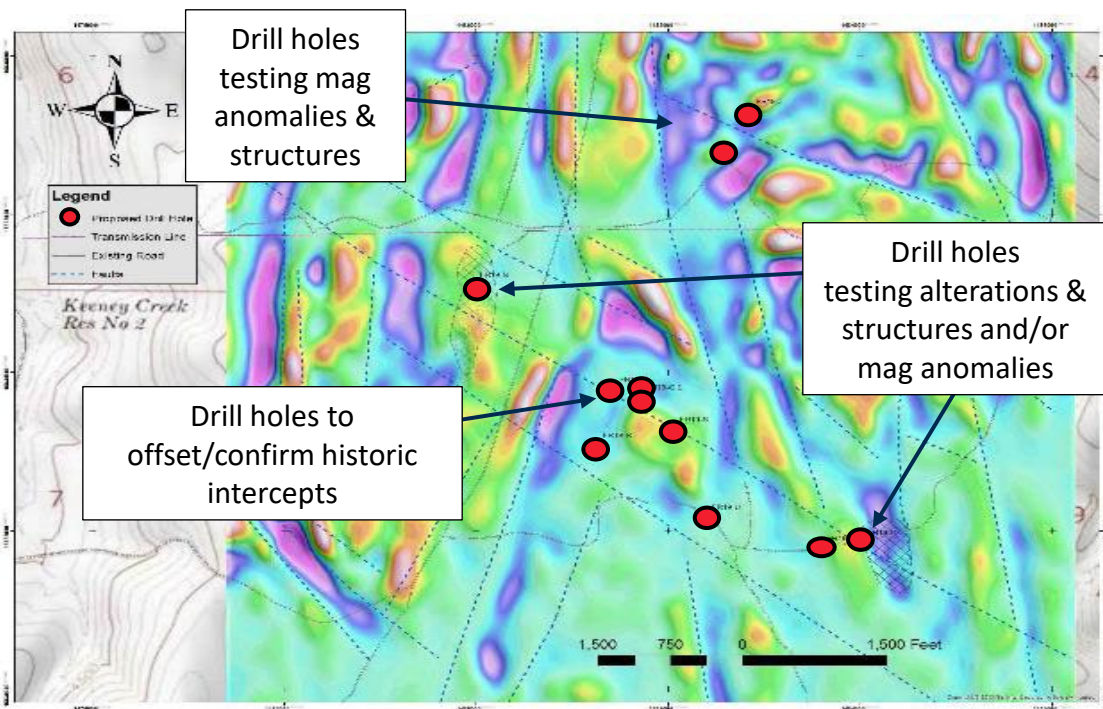
- CUP EXTENSION | AMENDED STATE & FED PERMIT SUBMISSIONS | POSITIVE GEOTECHNICAL DRILLING

2022

- PLAN OF OPERATION DEEMED COMPLETE BY BLM | APPROVAL OF GROUND WATER & GEO-CHEM BDR's

2023

- FINAL BDR APPROVED | ENVIRONMENTAL EVALUATION APPROVED | CPA COMPLETENESS DETERMINATION

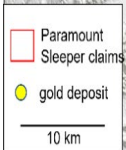


- ❑ Initial drill program complete
 - ❑ 5 ft. of 14.4 g/t Au
 - ❑ 70 ft. of 1.04 g/t Au
- ❑ Air-mag, CSAMT & initial drill program **confirm gold system**
- ❑ Historic assays **up to 25 g/T Gold**
- ❑ Potential mine life extension for Grassy Mountain
 - ❑ 12mi SW & within **trucking distance**



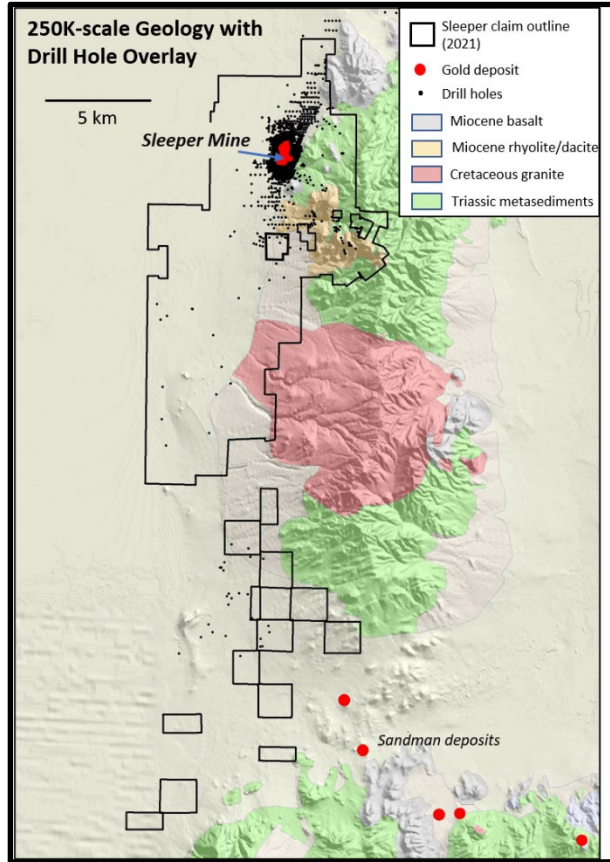
**Former High-Grade Producer of 1.7
million ounces at average head grade of
~7 g/t gold from 1986-96**

NYSE
American
PZG



Source: S-K 1300 Technical Report Summary Initial Assessment filed September 2023

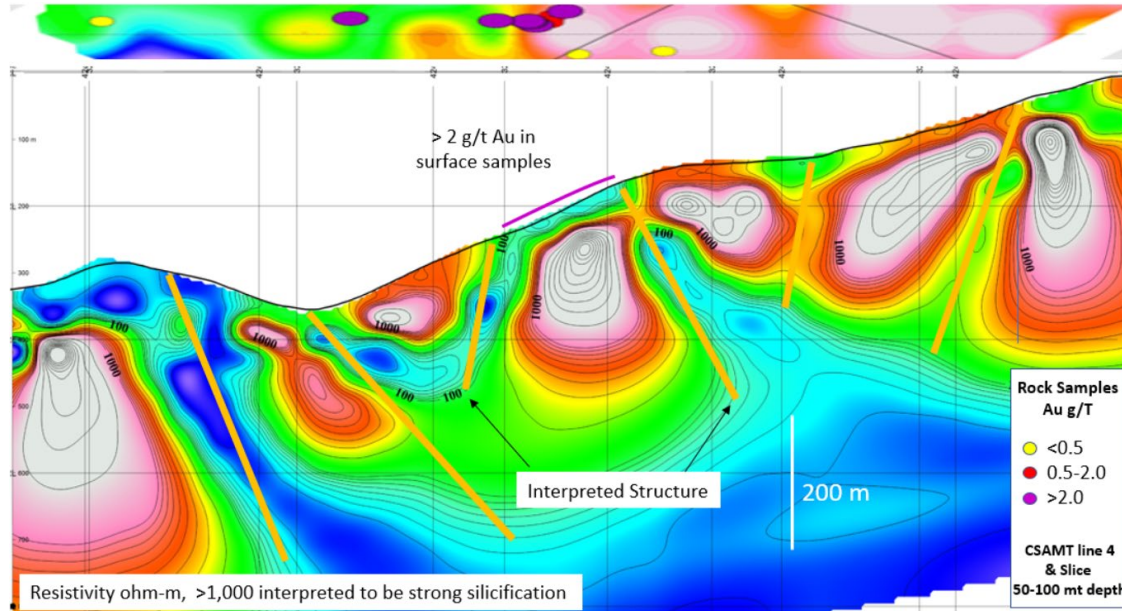
- ❑ **Verification of 40 years of historic data complete**
 - ❑ **Over 3M ozs of Au and 30M ozs of Ag**
 - ❑ **Gold resources increase 30% from 2022 TRS**
 - ❑ **60% of resources M&I**



- Data from over 300,000 blast holes
- Over 4,000 drill holes (pre-PZG)
- PZG drilled 75 Core and RC holes
- 65 RC holes drilled to test waste dumps (PZG)
- 9 sonic drill holes at Waste Dumps



- ❑ **Low initial capital** with option to **acquire 100%**
- ❑ Parallel structure to former producing gold mines
- ❑ **Minimal spend** to advance to drill program



- ❑ Surface samples avg. 2.62g/T and **up to 10.85 g/T gold** with **all 44-intersecting gold**
- ❑ CSAMT identifies anomalies that coincide with sampling
- ❑ **Permitted** with **drill ready** program



Management

Rachel Goldman
CEO & Director

Glen Van Treek
President & COO, Director

Carlo Buffone
CFO

Christos Theodossiou
*Corporate Communications, and
Corporate Secretary*

Directors

Rudi Fronk (Chairman)
Chairman & CEO of Seabridge Gold

Christopher Reynolds
CFO of Seabridge Gold

Eliseo Gonzalez-Urien
Professional Geologist

John Carden
Professional Geologist

Pierre Pelletier
Environmental Engineer

Samantha Espley
Professional Engineer



Market Cap ~\$18 MM

Institutional ~20% | Insider ~10% | Retail ~70%

S/O ~59MM (fd ~66 MM*)

ADTV ~135k shares

EV/Resources < \$5.00/oz

Alliance Global Partners

Jake Sekelsky

12-mth target: **\$1.75**

NOTE: All market data as of October 4, 2023 share price \$ 0.30
Market Cap. Calculated on basic shares outstanding as at September 26, 2023
ADTV: Yahoo Finance October 4, 2023

INVESTOR RELATIONS

Christos Theodossiou

Director of Corporate Communications

1.844.488.2233 | ctheo@paramountnevada.com

Follow us on:

